

Scaled data based on original data using  
LM-79-08 Approved Method: Electrical and Photometric Measurements of Solid-  
State Lighting Products

Test Report Prepared for  
Cooper Lighting Solutions  
(formerly Eaton)

Brand: McGRAW-EDISON

Report Number: P386471

Luminaire Tested: **GWC-SA2A-827-U-SL3**

Issue Date: 3/3/2020

**Test Information**

Test Method: LM-79-08  
Report Number: P386471  
TEST IS SCALED FROM IESNA LM-79-08 TEST DATA (G2-1903-205-22)  
Test Lab: INNOVATION CENTER  
Issue Date: 3/3/2020  
Manufacturer: COOPER LIGHTING SOLUTIONS (FORMERLY EATON)  
Product Line: MCGRAW-EDISON  
Catalog Number: GWC-SA2A-827-U-SL3  
Description: GALLEON WALL LUMINAIRE  
(2) 80 CRI, 2700K, 615mA LIGHTSQUARES WITH 16 LEDS EACH AND TYPE III  
SPILL LIGHT ELIMINATOR OPTICS  
Light Source: -  
Ballast/Driver: ELECTRONIC DRIVER

**Summary**

Lumens per Lamp: N/A  
Luminaire Lumens: 7151 lumens  
Efficiency: N/A  
Efficacy: 108.3 lumens/watt  
Luminous Opening: Rectangular (W 1' x L: 0.5' x H: 0')  
IES Classification: Type III - Medium  
BUG Rating: B1 - U0 - G2

Input Watts (W): 66  
Input Voltage (V): NR  
Input Current (Ain): NR  
Voltage Rise (V): NR  
Power Factor: NR  
Total Harmonic Distortion (THDi): NR  
Frequency (hertz): 60  
Stabilization Time: NR  
Operation Time: NR  
Ambient Temperature (°C): NR  
Test Distance: 24 FT

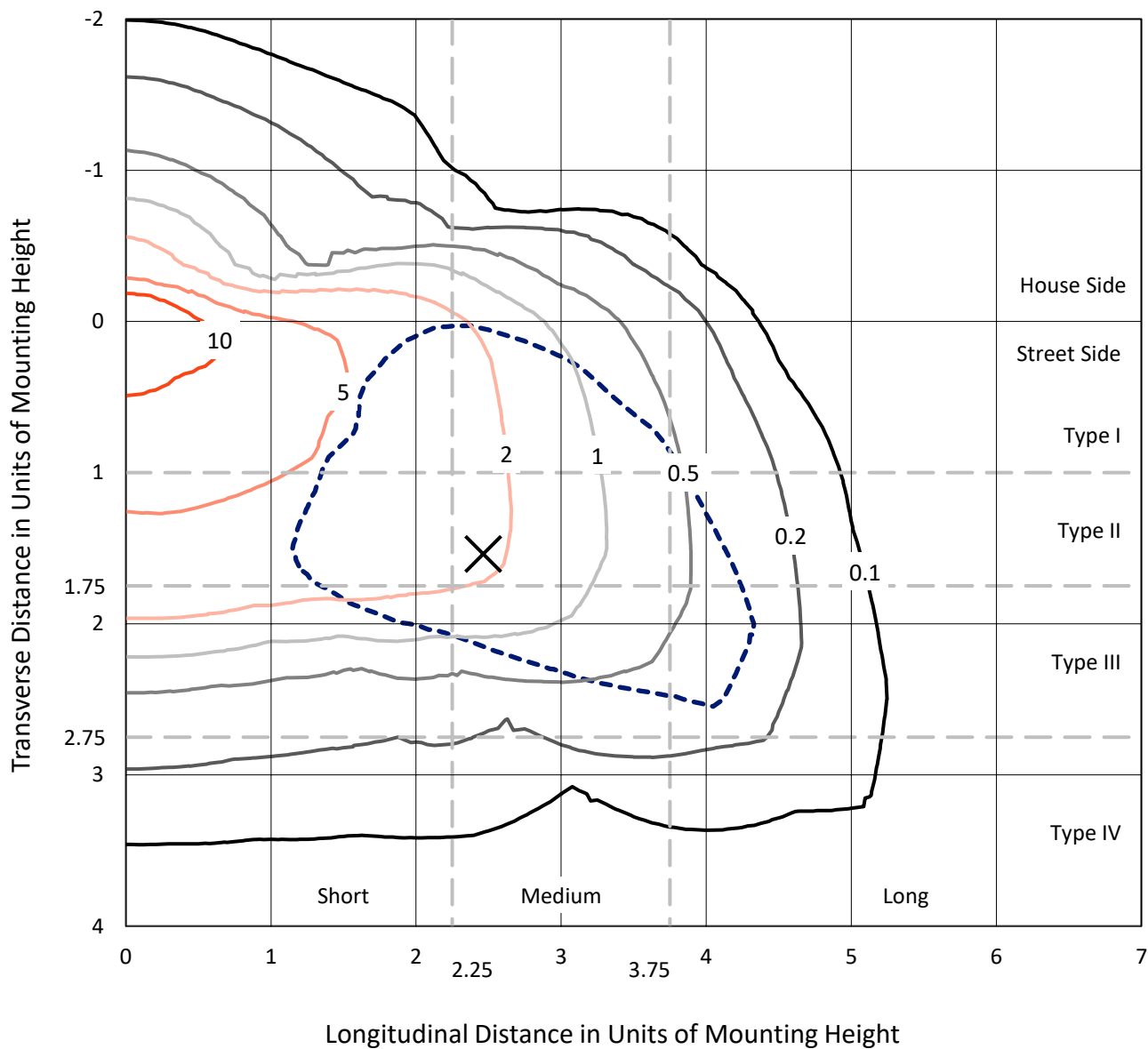


REPORT NUMBER: P386471

CATALOG NUMBER: GWC-SA2A-827-U-SL3

### Iso-Footcandle Lines of Horizontal Illumination

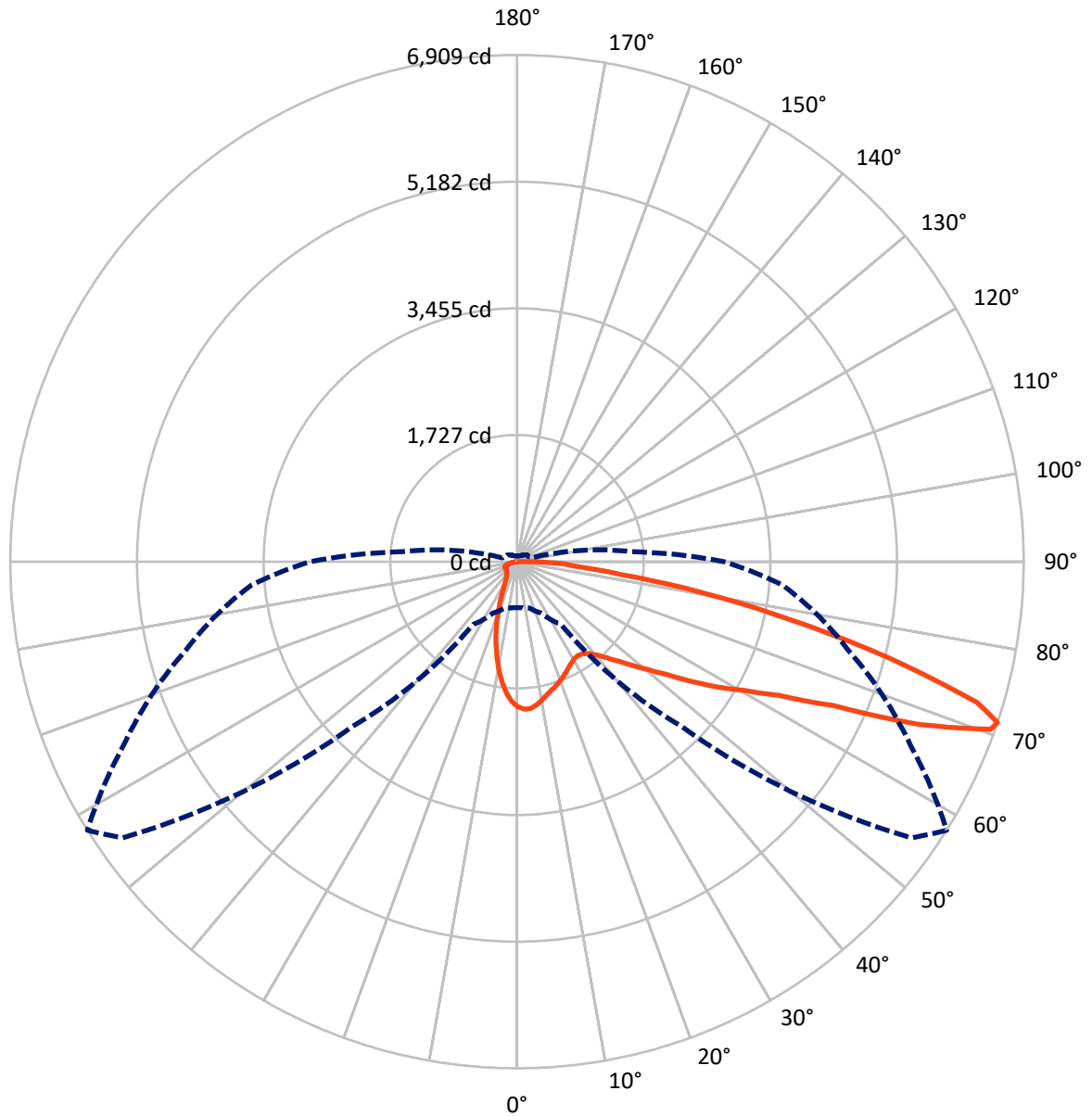
✕ Max cd  
 - - - 1/2 Max cd



Based on 10 foot mounting height. Maximum calculated value = 19.8 fc  
 Type III - Medium - N/A

REPORT NUMBER: P386471  
CATALOG NUMBER: GWC-SA2A-827-U-SL3

### Luminous Intensity Polar Plot



— Vertical Plane Through 58-Deg Lateral    - - - Horizontal Cone Through 71-Deg Vertical



REPORT NUMBER: P386471

CATALOG NUMBER: GWC-SA2A-827-U-SL3

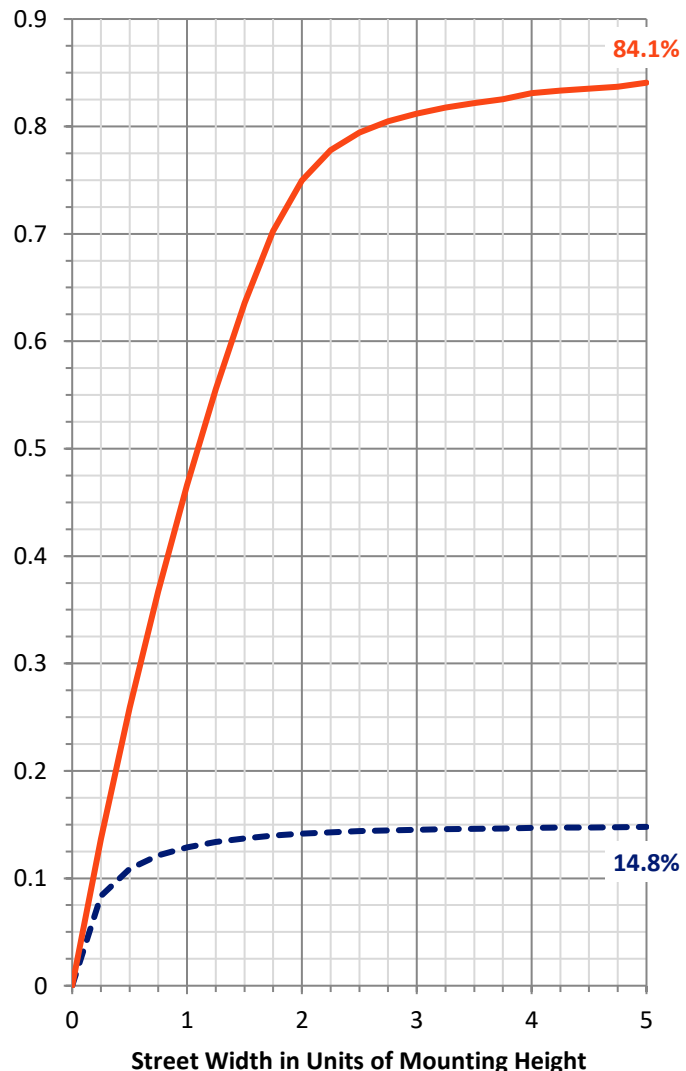
**FLUX DISTRIBUTION:**

		Downward	Upward	Total
<b>House Side</b>	Lumens	1069.1	0.0	1069.1
	% Fixture	15.0	0.0	15.0
<b>Street Side</b>	Lumens	6081.9	0.0	6081.9
	% Fixture	85.0	0.0	85.0
<b>Total</b>	Lumens	7151.0	0.0	7151.0
	% Fixture	100.0	0.0	100.0

**ZONAL LUMENS:**

Zone	Lumens	% Fixture
0°-10°	170.9	2.4
10°-20°	380.1	5.3
20°-30°	483.0	6.8
30°-40°	615.3	8.6
40°-50°	872.5	12.2
50°-60°	1350.3	18.9
60°-70°	1838.2	25.7
70°-80°	1226.3	17.1
80°-90°	214.4	3.0
90°-100°	0.0	0.0
100°-110°	0.0	0.0
110°-120°	0.0	0.0
120°-130°	0.0	0.0
130°-140°	0.0	0.0
140°-150°	0.0	0.0
150°-160°	0.0	0.0
160°-170°	0.0	0.0
170°-180°	0.0	0.0
0°-90°	7151.0	100.0
0°-180°	7151.0	100.0

**Coefficient of Utilization**



REPORT NUMBER: P386471

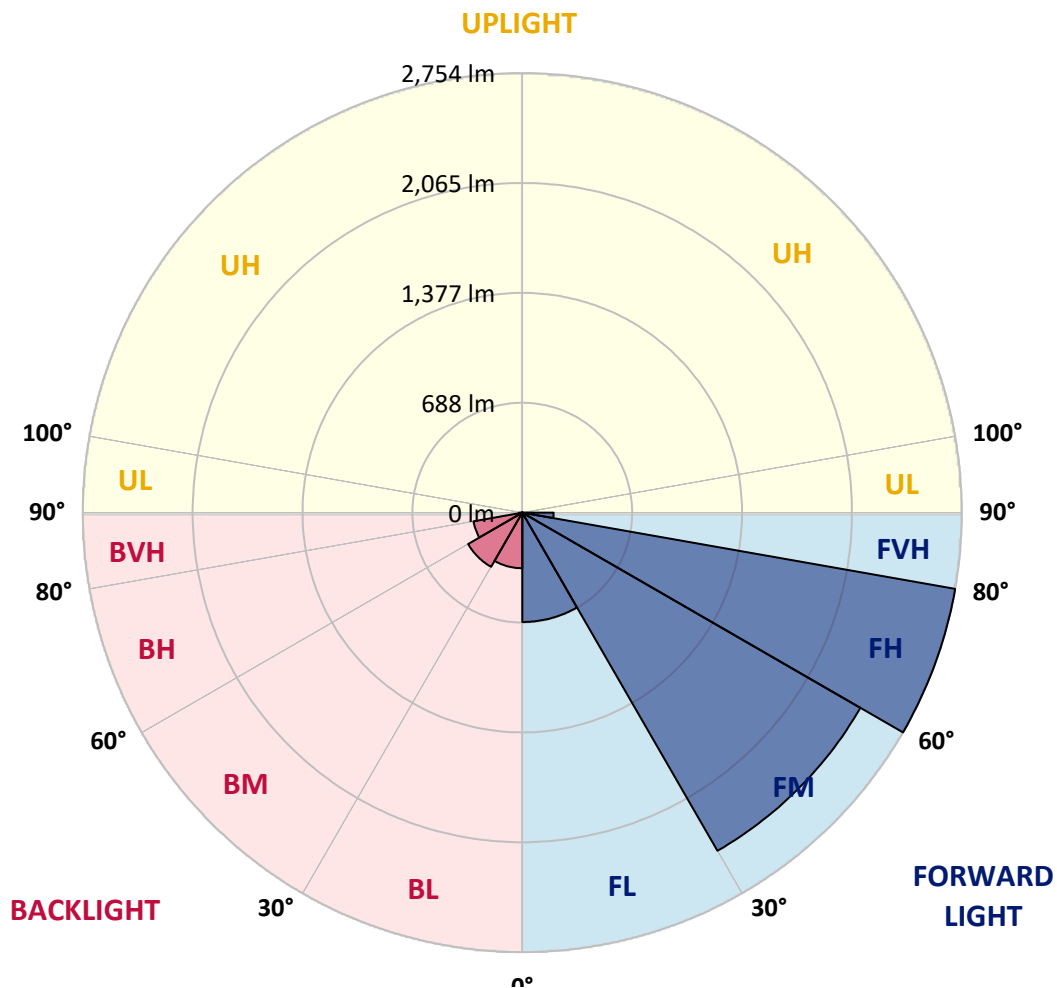
CATALOG NUMBER: GWC-SA2A-827-U-SL3

**LUMINAIRE CLASSIFICATION SYSTEM LUMEN TABLE AND BUG RATING:**

Zone		Lumens	% Fixture	Zone Rating/Lumen Limit		
				B	U	G
FL	(0°-30°)	685.5	9.6			
FM	(30°-60°)	2446.0	34.2			
FH	(60°-80°)	2753.8	38.5			G2/5000
FVH	(80°-90°)	196.6	2.7			G2/225
BL	(0°-30°)	348.5	4.9	B1/500		
BM	(30°-60°)	392.1	5.5	B1/1000		
BH	(60°-80°)	310.7	4.3	B1/500		G1/500
BVH	(80°-90°)	17.8	0.2			G1/100
UL	(90°-100°)	0.0	0.0		U0/0	
UH	(100°-180°)	0.0	0.0		U0/0	

**BUG Rating: B1-U0-G2**

Type III Medium





REPORT NUMBER: P386471

CATALOG NUMBER: GWC-SA2A-827-U-SL3

**CANDELA DISTRIBUTION (FULL):**

	0°	5°	15°	25°	35°	45°	55°	58°	65°	75°	85°
0°	1981.3	1981.3	1981.3	1981.3	1981.3	1981.3	1981.3	1981.3	1981.3	1981.3	1981.3
2.5°	2033.9	2031.1	2032.1	2030.1	2025.4	2020.7	2013.7	2014.9	2005.2	1990.8	1972.8
5°	1995.5	1994.5	2002.0	2006.2	2009.7	2007.0	2005.0	2007.5	1993.3	1973.3	1942.2
7.5°	1915.0	1904.1	1913.6	1927.7	1941.2	1951.4	1964.9	1966.6	1957.6	1936.7	1895.9
10°	1800.7	1790.2	1804.2	1826.4	1853.3	1877.7	1904.8	1909.8	1911.6	1892.6	1843.1
12.5°	1682.1	1674.2	1688.1	1719.3	1763.8	1801.5	1844.8	1852.3	1867.7	1855.0	1794.2
15°	1576.0	1573.0	1590.0	1620.6	1671.9	1729.5	1792.0	1805.7	1831.8	1827.6	1756.1
17.5°	1484.4	1483.6	1496.6	1528.7	1585.5	1658.2	1739.4	1762.6	1801.5	1806.4	1724.7
20°	1416.1	1414.6	1423.6	1447.2	1505.8	1588.2	1682.6	1714.5	1770.6	1788.0	1692.4
22.5°	1379.5	1379.2	1379.5	1390.7	1438.5	1515.2	1627.3	1666.2	1740.4	1773.3	1656.5
25°	1373.3	1372.5	1367.0	1365.8	1392.9	1454.2	1572.5	1615.4	1711.8	1763.1	1622.4
27.5°	1389.5	1390.5	1383.2	1371.5	1377.0	1414.1	1525.0	1570.8	1688.9	1761.1	1598.7
30°	1423.1	1422.6	1416.4	1404.2	1393.4	1399.2	1491.1	1536.9	1673.4	1769.8	1582.5
32.5°	1460.2	1462.9	1461.7	1455.0	1439.0	1416.1	1480.9	1525.7	1668.9	1790.7	1575.5
35°	1504.8	1507.8	1516.7	1522.0	1503.3	1466.4	1502.8	1541.7	1681.9	1830.1	1586.7
37.5°	1547.1	1554.9	1580.0	1602.2	1586.2	1545.1	1561.1	1588.7	1722.0	1892.1	1616.9
40°	1596.0	1602.7	1643.8	1690.9	1688.4	1645.8	1655.0	1673.4	1792.7	1981.1	1671.4
42.5°	1644.0	1657.5	1717.0	1783.8	1803.0	1765.3	1780.0	1789.8	1892.4	2098.9	1766.6
45°	1708.0	1722.5	1805.2	1885.7	1930.5	1909.3	1932.7	1936.5	2017.7	2259.3	1904.8
47.5°	1804.9	1821.4	1917.8	2002.2	2070.7	2073.0	2111.6	2110.1	2174.1	2442.9	2079.0
50°	1955.9	1979.6	2058.5	2137.5	2220.7	2267.0	2318.6	2311.4	2361.7	2638.4	2279.5
52.5°	2153.7	2164.6	2223.2	2281.5	2384.8	2488.7	2562.7	2556.2	2574.4	2839.4	2507.1
55°	2358.7	2366.9	2391.1	2423.0	2561.9	2731.3	2887.8	2877.6	2831.5	3048.2	2732.1
57.5°	2543.0	2559.7	2576.4	2589.6	2740.3	2984.9	3220.3	3221.1	3110.5	3273.4	2964.5
60°	2571.7	2586.4	2696.7	2800.8	3045.4	3323.2	3576.3	3568.8	3399.2	3517.7	3223.5
62.5°	2273.2	2306.4	2490.7	2767.7	3339.4	3941.9	4030.4	4021.1	3744.4	3818.9	3525.2
65°	1629.1	1666.7	1889.1	2305.4	3196.9	4623.7	4849.9	4725.8	4215.2	4189.3	3878.4
67.5°	939.8	948.8	1045.2	1379.5	2434.2	4659.3	6100.1	5926.5	4946.3	4609.5	4051.3
70°	695.0	694.7	717.6	848.9	1317.2	3802.7	6694.7	6850.4	5716.0	4747.8	3806.9
71°	628.5	629.2	654.9	772.7	1043.2	3182.9	6568.4	6909.2	5918.8	4679.5	3630.1
72.5°	537.5	540.0	575.7	693.0	877.6	2195.0	6024.4	6556.4	6014.9	4511.1	3353.3
75°	407.8	413.5	462.8	584.1	802.1	1113.2	4421.4	5235.5	5343.3	3980.5	2491.7
77.5°	290.9	297.4	353.2	491.2	762.5	839.0	2961.0	3818.9	3932.2	2551.0	1123.9
80°	183.8	191.6	233.7	390.8	716.4	796.6	1860.7	2566.9	2144.2	816.3	286.0
82.5°	107.9	113.8	145.0	255.3	585.1	767.2	1094.8	1422.8	834.5	246.6	130.0
85°	62.5	65.3	90.4	162.7	425.0	724.1	804.3	795.4	362.2	120.6	61.5
87.5°	29.1	32.4	53.6	84.9	235.9	524.8	635.7	549.3	225.2	56.5	28.9
90°	0.0	0.0	0.0	0.0	0.0	0.0	0.0	0.0	0.0	0.0	0.0



REPORT NUMBER: P386471  
 CATALOG NUMBER: GWC-SA2A-827-U-SL3

**CANDELA DISTRIBUTION (continued):**

	90°	95°	105°	115°	125°	135°	145°	155°	165°	175°	180°
0°	1981.3	1981.3	1981.3	1981.3	1981.3	1981.3	1981.3	1981.3	1981.3	1981.3	1981.3
2.5°	1964.1	1959.9	1942.2	1926.5	1910.1	1888.6	1865.0	1862.0	1847.5	1850.3	1845.3
5°	1925.3	1914.5	1872.0	1833.3	1787.8	1746.9	1702.6	1682.1	1652.7	1650.8	1643.3
7.5°	1869.7	1849.8	1783.8	1710.5	1637.3	1567.6	1498.6	1453.2	1406.9	1387.2	1385.5
10°	1807.2	1773.3	1676.2	1567.8	1462.2	1360.3	1261.7	1188.7	1122.9	1091.8	1090.5
12.5°	1747.9	1697.8	1564.6	1417.1	1272.6	1140.6	1005.3	909.4	827.0	799.3	787.6
15°	1697.6	1627.1	1456.0	1267.4	1092.0	908.7	754.8	653.9	577.7	551.2	546.3
17.5°	1648.8	1558.1	1344.6	1116.2	904.2	702.7	548.5	473.5	432.9	422.2	422.0
20°	1600.2	1487.1	1228.3	961.5	722.6	525.6	421.7	388.1	374.4	373.1	371.2
22.5°	1545.1	1411.9	1106.0	806.3	564.0	413.2	358.4	345.0	343.3	347.7	347.7
25°	1493.6	1337.1	981.9	654.4	438.7	344.7	320.1	317.3	322.1	330.1	330.8
27.5°	1445.5	1265.2	860.9	519.4	351.5	303.6	293.4	296.7	305.1	314.4	314.6
30°	1405.9	1197.2	743.3	409.3	296.9	273.0	271.3	277.7	287.0	294.2	295.9
32.5°	1375.3	1139.1	629.7	329.1	261.3	250.1	251.6	257.1	262.8	266.8	269.5
35°	1361.1	1089.3	524.8	277.5	238.6	232.4	234.4	237.4	239.9	242.9	245.1
37.5°	1363.5	1050.7	431.2	245.4	223.4	220.2	220.2	220.2	220.2	221.7	221.9
40°	1386.7	1028.5	355.0	224.9	213.2	209.7	207.0	204.5	202.5	203.5	203.0
42.5°	1446.0	1026.5	299.2	212.0	205.0	199.3	193.8	190.3	187.8	188.8	189.3
45°	1546.6	1051.4	261.6	202.8	197.3	188.6	181.6	177.9	176.1	179.3	179.8
47.5°	1676.9	1105.7	238.6	196.0	190.1	178.6	171.1	167.6	168.1	172.9	174.1
50°	1844.8	1193.9	227.7	191.8	185.1	170.1	162.4	159.4	160.9	167.6	169.1
52.5°	2029.1	1321.0	228.9	190.6	181.8	163.9	155.7	152.2	154.7	160.9	162.2
55°	2241.9	1473.6	249.6	192.3	177.1	159.9	150.2	144.2	146.2	151.9	152.9
57.5°	2478.3	1648.5	291.2	191.8	171.1	156.2	144.5	135.5	137.0	140.5	141.5
60°	2724.4	1859.7	355.7	193.3	168.4	151.7	136.8	125.5	125.0	128.0	128.5
62.5°	3019.8	2104.1	429.4	194.3	170.1	146.0	126.5	115.6	114.1	114.8	115.3
65°	3324.2	2281.0	401.8	190.3	175.6	141.2	117.6	105.9	103.1	102.6	102.9
67.5°	3333.6	2091.4	281.7	182.3	177.9	138.7	110.8	97.6	93.2	91.4	91.2
70°	2989.6	1699.1	219.5	173.9	168.9	134.8	104.6	90.9	84.2	81.5	81.2
71°	2821.8	1564.1	208.0	169.6	162.2	130.8	101.9	87.9	81.0	78.0	77.5
72.5°	2558.5	1402.2	194.0	162.9	149.2	120.6	96.6	83.7	76.5	73.0	72.2
75°	1836.1	916.9	166.6	145.2	123.6	96.2	84.7	75.2	69.0	64.8	64.3
77.5°	707.4	364.9	126.0	120.8	94.7	75.2	69.7	65.0	60.5	56.3	56.0
80°	218.7	163.2	91.9	90.9	68.5	56.0	54.3	53.1	51.3	46.8	45.8
82.5°	116.8	93.7	63.3	58.8	44.8	37.4	39.4	39.9	40.1	35.4	34.9
85°	55.8	49.6	35.6	33.4	26.2	20.9	24.2	26.2	26.4	21.7	20.2
87.5°	26.7	25.9	16.7	12.7	9.7	7.0	8.5	10.5	11.5	8.2	7.2
90°	0.0	0.0	0.0	0.0	0.0	0.0	0.0	0.0	0.0	0.0	0.0



Signify Classified - Internal  
Cooper Lighting Solutions Photometric Lab  
1121 Highway 74 South  
Peachtree City, GA 30269

Scaled Data Report



Report Generated By 670245982

Signify Classified - Internal  
Cooper Lighting Solutions Photometric Lab  
1121 Highway 74 South  
Peachtree City, GA 30269

Scaled Data Report



Signify Classified - Internal  
Cooper Lighting Solutions Photometric Lab  
1121 Highway 74 South  
Peachtree City, GA 30269

Scaled Data Report



Signify Classified - Internal  
Cooper Lighting Solutions Photometric Lab  
1121 Highway 74 South  
Peachtree City, GA 30269

Scaled Data Report



Signify Classified - Internal  
Cooper Lighting Solutions Photometric Lab  
1121 Highway 74 South  
Peachtree City, GA 30269

Scaled Data Report



--- HS — SS

Signify Classified - Internal  
Cooper Lighting Solutions Photometric Lab  
1121 Highway 74 South  
Peachtree City, GA 30269

Scaled Data Report



u

Signify Classified - Internal  
Cooper Lighting Solutions Photometric Lab  
1121 Highway 74 South  
Peachtree City, GA 30269

Scaled Data Report



Signify Classified - Internal  
Cooper Lighting Solutions Photometric Lab  
1121 Highway 74 South  
Peachtree City, GA 30269

Scaled Data Report



(END OF REPORT)